


## Residential Lowboy Electric Water Heater



Photo is of  
RE240LN6



### The Lowboy Electric Models Feature:

- **Blanketed & Non-Blanketed Models Available**—Non-Blanketed models (RE120L6, RE230LN6, RE240LN6, RE250LN6) help to decrease overall installation time and are perfect for new construction applications. Blanketed models (RE130L6, RE230L6, & RE240L6) provide more installation flexibility and are ideal for replacement applications.
- **Low Restrictive Brass Drain Valve**—Durable tamper proof design.
- **Fully Automatic Thermostat Controls**—Fast acting surface-mount thermostat with high limit energy cut-off (manual reset) for safety.
- **Direct Heat Transfer with Immersed Elements**—Transfers heat directly and efficiently to the water. Screw-in style.
- **Factory-Installed Hydrojet<sup>®</sup> Total Performance System**—Sediment reducing device that also increases first hour delivery of hot water while minimizing temperature build-up in tank.
- **Vitraglas<sup>®</sup> Lining**—An exclusively engineered enamel formula that provides superior tank protection from the highly corrosive effects of hot water. This formula (Vitraglas<sup>®</sup>) is fused to the steel surface by firing at a temperature of over 1600°F (871°C).
- **Insulation System**—Non-CFC foam covers the sides and top of the tank, reducing heat loss. This results in less energy consumption, improved efficiencies, and jacket rigidity. Blanketed models additionally use a supplied flexible fiberglass insulation blanket.
- **Water Connections**—3/4" (19mm) NPT factory-installed true dielectric fittings extend water heater life and simplify water line connections.
- **Factory-Installed Heat Traps**—Design incorporates a flexible disk that reduces heat loss in piping and eliminates the potential for noise generation. (Except for RE120L6).
- **Protective Magnesium Anode Rod**—Provides added protection against corrosion for long-term, trouble-free service.
- **Non-Simultaneous Operation**—Non-Simultaneous operation indicates only one heating element will operate at a time and is standard construction from the factory. Simultaneous Operation indicates both heating elements have the potential to operate at the same time and is available as an option (must be specified when ordering).
- **Voltages Available**—120V, 208V, 240V, 277V, 480V.
- **Single Phase or Three Phase Operation Available**—120V & 277V may only be wired for single phase operation.
- **T&P Relief Valve**—Installed, side T&P is standard. Optional top T&P location is available.
- **Design evaluated by ETL in accordance with Part 280.707(d) of HUD Mobile Home Construction and Safety Standards for Energy Efficiency.**



### 6 or 10-Year Limited Tank Warranties / 6 or 10-Year Limited Warranty on Component Parts.

For more information on warranty, please visit [www.bradfordwhite.com](http://www.bradfordwhite.com)

For products installed in USA, Canada, and Puerto Rico. Some states do not allow limitations on warranties. See complete copy of the warranty included with the heater.

MANUFACTURED UNDER ONE OR MORE OF THE FOLLOWING U.S. PATENTS: 5,682,666; 7,634,976; 5,660,165; 5,954,492; 6,056,542; 6,935,280; 5,372,185; 5,485,879; 5,574,822; 7,971,560; 7,992,526; 6,684,821; 7,334,419; 7,866,168; 7,270,087; 7,007,748; 5,596,952; 6,142,216; 7,699,026; 5,341,770; 7,337,517; 7,665,211; 7,665,210; 7,063,132; 7,063,133; 7,559,293; 7,900,589; 5,943,984; 8,082,888; 5,988,117; 7,621,238; 7,650,859; 5,761,379; 7,409,925; 5,277,171; 8,146,772; 7,458,341; 2,262,174. OTHER U.S. AND FOREIGN PATENT APPLICATIONS PENDING. CURRENT CANADIAN PATENTS: 2,314,845; 2,504,824; 2,108,186; 2,143,031; 2,409,271; 2,548,958; 2,112,515; 2,476,685; 2,239,007; 2,092,105; 2,107,012. Vitraglas<sup>®</sup> and Hydrojet<sup>®</sup> are registered trademarks of Bradford White<sup>®</sup> Corporation.

# Residential Electric Water Heater

## Lowboy Models

C.E.C. Listed

Model Number	Nominal Gal. Capacity		DOE Rated Storage Volume (Gal.)	First Hour Rating (Gal.)	Uniform Energy Factor	Recovery at 90°F Rise*		A Floor to Top of Heater	B Jacket Dia.	C Floor to Water Conn.	D C/L of Water Conn.	E Floor to T&P Conn.	G Water Conn. NPT	Approx. Shipping Weight
	U.S. Gal.	Imp. Gal.				U.S. GPH*	Imp. GPH*							
RE120L6†	19	16	—	—	—	21	18	24 7/16	18	25 11/16	8	18 15/16 / 25 11/16	3/4	65
RE130L6**	28	23	26	42	0.92	21	18	29 9/16	20	31 5/16	8	23 9/16 / 31 5/16	3/4	99
RE230LN6	28	23	26	41	0.92	21	18	29 9/16	23	31 5/16	8	23 9/16 / 31 5/16	3/4	102
RE230L6**	28	23	26	42	0.92	21	18	29 9/16	22	31 13/16	8	22 13/16 / 31 13/16	3/4	108
RE240LN6	37	31	34	45	0.92	21	18	32 1/2	24 1/2	34 5/16	8	23 9/16 / 34 5/16	3/4	126
RE240L6**	38	32	35	49	0.91	21	18	32 3/8	24	34 5/8	8	23 9/16 / 34 5/8	3/4	140
RE250LN6	47	39	43	61	0.92	21	18	33 5/16	26	36 1/16	8	24 5/16 / 36 1/16	3/4	173

Model Number	Nominal Liter Capacity		DOE Rated Storage Volume (Liters)	First Hour Rating (Liters)	Uniform Energy Factor	Recovery at 50°C Rise*		A Floor to Top of Heater	B Jacket Dia.	C Floor to Water Conn.	D C/L of Water Conn.	E Floor to T&P Conn.	G Water Conn. NPT	Approx. Shipping Weight
	U.S. Gal.	Imp. Gal.				Liters/Hour	mm.							
RE120L6†	72	—	—	—	—	80	621	621	457	652	203	481 / 652	19	29
RE130L6**	106	98	98	159	0.92	80	751	751	508	795	203	598 / 795	19	45
RE230LN6	106	98	98	155	0.92	80	751	751	584	795	203	598 / 795	19	46
RE230L6**	106	98	98	159	0.92	80	751	751	559	808	203	579 / 808	19	49
RE240LN6	140	129	129	171	0.92	80	814	814	622	872	203	598 / 872	19	57
RE240L6**	144	132	132	186	0.91	80	822	822	610	879	203	598 / 879	19	64
RE250LN6	178	163	163	231	0.92	80	846	846	660	916	203	618 / 916	19	78

\*\*Models include supplied insulation blanket (2" thick). Dimensions in charts above do not include blanket thickness.

For 10 year models, change suffix "6" to "10".

\* Based on 4500W/4500W, Non-Simultaneous operation.

All models available with optional top T&P location (Plugged).

† Exempt from ASHRAE 90.1b (current standard).

Uniform Energy Factor and First Hour Rating is based on the latest AHRI directory listings.

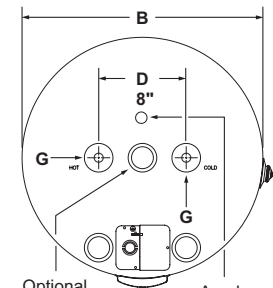
Wattage	Recovery ▲ GPH Temperature Rise °F				
	60	80	90	100	120
1500W	10	8	7	6	5
2000W	14	10	9	8	7
2500W	17	13	11	10	9
3000W	21	15	14	12	10
3500W	24	18	16	14	12
4000W	28	21	18	16	14
4500W	31	23	21	19	15
5000W	34	26	23	21	17
5500W	38	29	25	23	19
6000W	41	31	28	25	21

▲ (GPH based on Non-Simultaneous operation, when Simultaneous operation the GPH will approximately double.)

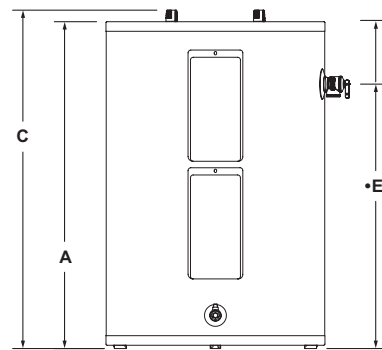
Wattage Limitations for Simultaneous Operation	Voltage				
	120V	208V	240V	277V	480V
1500W / 1500W	yes	yes	yes	yes	yes
2000W / 2000W	no	yes	yes	yes	yes
2500W / 2500W	no	yes	yes	yes	yes
3000W / 3000W	no	yes	yes	yes	yes
3500W / 3500W	no	yes	yes	no	no
4000W / 4000W	no	•yes	yes	yes	yes
4500W / 4500W	no	yes	yes	•yes	•yes
5000W / 5000W	no	•yes	yes	•yes	•yes
5500W / 5500W	no	no	•yes	no	no
6000W / 6000W	no	no	no	•yes	•yes

Wattage Limitations for Non-Simultaneous Operation	Voltage				
	120V	208V	240V	277V	480V
1500W / 1500W	yes	yes	yes	yes	yes
2000W / 2000W	yes	yes	yes	yes	yes
2500W / 2500W	yes	yes	yes	yes	yes
3000W / 3000W	yes	yes	yes	yes	yes
3500W / 3500W	no	yes	yes	no	no
4000W / 4000W	no	•yes	yes	yes	yes
4500W / 4500W	no	yes	yes	•yes	•yes
5000W / 5000W	no	•yes	yes	•yes	•yes
5500W / 5500W	no	•yes	•yes	no	no
6000W / 6000W	no	•yes	yes	•yes	•yes

• = Not available on RE130L and RE230LN6.



Optional Top T&P Location (RE130L6, RE230LN6, RE240LN6, & RE250LN6 only)



• "E" dimension listed as side/top.

### General:

#### Meets NAECA Requirements.

All models ETL listed. These heaters are wired inter-locking (Non-Simultaneous, Single Phase) 240V with two 4500W elements, unless otherwise specified. All water and electrical connections are 3/4" (19mm) NPT. All models certified at 300 PSI test pressure (2068 kPa) and 150 PSI working pressure (1034 kPa).

**Dimensions and specifications subject to change without notice in accordance with our policy of continuous product improvement.**

— BRADFORD WHITE IS —



For field service, contact your professional installer or local Bradford White sales representative.

Sales 800-523-2931 ■ Fax 215-641-1612

Technical Support 800-334-3393 ■ Email [techserv@bradfordwhite.com](mailto:techserv@bradfordwhite.com)

Warranty 800-531-2111 ■ Email [warranty@bradfordwhite.com](mailto:warranty@bradfordwhite.com)

International: Telephone 1-215-641-9400 ■ Email [international@bradfordwhite.com](mailto:international@bradfordwhite.com) / [www.bradfordwhite.com](http://www.bradfordwhite.com)

**Built to be the Best™**